



# QBE

## SUPPORT CLASS RESULTS AUSTRALIAN SUPERBIKE / AUSTRALIAN PROSTOCK



Date: 22/02/13  
 Event: P06  
 Weather: Cloudy - Temp: 20.6C  
 Track: Dry - Temp: 22.3C

### Practice 2

Started at: 09:05:01  
 Laps: 15 Min  
 Starters: 31  
 Printed at: 9:32

### CLASSIFICATION

Pos	No	Gr	Name	Class	Machine	Fastest Lap	On Lap	Behind Prev	Behind Leader	Top Speed
1	47	A	Wayne MAXWELL (VIC) / Team Suzuki	SB	Suzuki GSX-R	1:34.094	9 of 9			297
2	86	A	Beau BEATON (NSW) / Racers Edge Performance	SB	Suzuki GSX-R	1:34.670	2 of 6	.576	.576	296
3	24	A	Chas HERN (VIC) / C.M. Racing Team	SB	Suzuki GSX-R	1:34.743	7 of 8	.073	.649	298
4	38	A	Linden MAGEE (QLD) / Dynotech Maxima BMW	SB	BMW S-RR	1:34.904	7 of 8	.161	.810	292
5	20	A	Matt WALTERS (NSW) / Rover Coaches - Kawasaki Connections	PS	Kawasaki ZX10R	1:35.494	6 of 6	.590	1.400	286
6	50	A	Dustin GOLDSMITH (NSW) / Goldy's Trailers & Towbars	PS	Kawasaki ZX10R	1:35.739	3 of 3	.245	1.645	285
7	18	A	Ben HENRY (WA) / Australian Outdoor Living / Cube Racing	SB	Suzuki GSX-R	1:36.499	2 of 4	.760	2.405	
8	71	A	Phil LOVETT (NSW) / Lovetts Earth Moving / Central Coast Harley	PS	Kawasaki ZX10R	1:37.102	6 of 10	.603	3.008	278
9	68	A	Glenn SCOTT (NSW) / Team Insure My Ride Racing	SB	Honda CBR-RR	1:37.112	8 of 8	.010	3.018	292
10	15	A	Ben NICOLSON (VIC)	PS	BMW S-RR	1:38.044	7 of 7	.932	3.950	292
11	29	B	Liam DANIELS (VIC) / Titanium Race Team / SUPAFIT Nutrition	PS	Yamaha YZF-R1	1:38.195	8 of 8	.151	4.101	278
12	45	A	Brayden CARR (NSW) / City Coast Motor Cycles / CBM	PS	BMW S-RR	1:38.473	5 of 8	.278	4.379	278
13	96	D	Mathew HARDING (NSW) / KBR Hydraulics / Kawasaki Connection	PS	Kawasaki ZX10R	1:38.755	5 of 7	.282	4.661	290
14	36	A	Murray CLARK (QLD) / Teknik Racing	PS	Suzuki GSX-R	1:39.590	5 of 6	.835	5.496	279
15	17	A	Trent GIBSON (VIC)	SB	Suzuki GSX-R	1:39.617	7 of 8	.027	5.523	282
16	66	A	Adam CHRISTIE (SA) / Ace Racing	PS	BMW S-RR	1:39.656	3 of 7	.039	5.562	281
17	11	C	Philip CZAJ (VIC) / Reevu / DE Collectors	PS	Aprilia RSV4	1:40.345	7 of 8	.689	6.251	273
18	44	A	Ralph MAMMOLITI (WA)	SB	Kawasaki ZX10R	1:40.903	7 of 9	.558	6.809	285
19	99	B	Scott PERTZEL (NSW) / Malibu Boats	SB	Honda CBR-RR	1:40.920	6 of 6	.017	6.826	271
20	90	A	Chris COLLINS (SA)	PS	Yamaha YZF-R1	1:41.260	5 of 7	.340	7.166	278

*Scott Laing*  
 Chief Time Keeper - Scott Laing


*Tom Williams*  
 Clerk of Course - Tom Williams



Computime Race Timing Systems Pty Ltd © 1996  
 Licensed to Computime Race Timing Systems  
**COMPUTIME RACE TIMING SYSTEMS PTY LTD**  
**www.computime.com.au**

9 Timber Lane, Glen Waverley Vic 3150. Ph: 0418 17 13 17

E-mail: scott@computime.com.au





**QBE**

**SUPPORT CLASS RESULTS**  
AUSTRALIAN SUPERBIKE / AUSTRALIAN PROSTOCK



Date: 22/02/13  
Event: P06  
Weather: Cloudy - Temp: 20.6C  
Track: Dry - Temp: 22.3C

**Practice 2**

Started at: 09:05:01  
Laps: 15 Min  
Starters: 31  
Printed at: 9:32

**CLASSIFICATION**

Pos	No	Gr	Name	Class	Machine	Fastest Lap	On Lap	Behind Prev	Behind Leader	Top Speed
21	74	C	Andrew KINGS (NSW) / Westside Autos.com.au / Shogai Imports.com	PS	Kawasaki ZX10R	1:41.315	7 of 7	.055	7.221	276
22	77	A	Adam SENIOR (WA) / City Toyota / Silkolene	SB	Honda CBR-RR	1:41.769	6 of 6	.454	7.675	279
23	94	B	Lee FRANKLAND (VIC) / Bike Craft	PS	Honda CBR-RR	1:42.373	6 of 6	.604	8.279	261
24	19	C	Leigh PRICE (VIC) / Freestyle Motorcycles / Moto World	PS	BMW S-RR	1:42.621	5 of 5	.248	8.527	263
25	92	C	Johny ARKISIAN (VIC) / Titanium Race Team / SUPAFIT Nutrition	PS	Yamaha YZF-R1	1:43.867	7 of 7	1.246	9.773	258
26	39	C	Rob MORTON (TAS) / Motorcycle Scene	PS	Honda CBR-RR	1:45.866	8 of 9	1.999	11.772	266
27	22	B	Nathan HOUTERMAN (QLD) / Kirk McCarthy Memorial Award	PS	Honda CBR-RR	1:45.981	2 of 7	.115	11.887	258
28	42	C	Brad HARRIS (SA) / Enhanced Automotive	PS	Honda CBR-RR	1:47.106	5 of 5	1.125	13.012	265
29	79	C	Dianne JONES (NSW) / Sugar-Plum Racing	PS	BMW S-RR	1:47.801	6 of 7	.695	13.707	249
30	30	B	Sophie LOVETT (NSW) / Cessnock KTM / Central Coast Harley Davidson	PS	Kawasaki ZX10	1:49.716	4 of 4	1.915	15.622	240
31	69	C	Peter BOWD (QLD) / Czaj Racing / Reevu	PS	Ducati 1199S	1:50.280	6 of 6	.564	16.186	262

Current qualifying record for PS class - 1:35.281 by Dustin GOLDSMITH (NSW) on a Kawasaki ZX10R set on 24/02/12  
Current qualifying record for SB class - 1:32.581 by Wayne MAXWELL (VIC) on a Honda CBR RR set on 27/11/09

Chief Time Keeper - Scott Laing

Clerk of Course - Tom Williams



Computime Race Timing Systems Pty Ltd © 1996  
Licensed to Computime Race Timing Systems  
**COMPUTIME RACE TIMING SYSTEMS PTY LTD**  
**www.computime.com.au**

9 Timber Lane, Glen Waverley Vic 3150. Ph: 0418 17 13 17

E-mail: scott@computime.com.au





# SUPPORT CLASS RESULTS

## AUSTRALIAN SUPERBIKE / AUSTRALIAN PROSTOCK



Date: 22/02/13  
Event: P06  
Weather: Cloudy - Temp: 20.6C  
Track: Dry - Temp: 22.3C

### Practice 2

Started at: 09:05:01  
Laps: 15 Min  
Starters: 31  
Printed at: 9:32

### LAP TIMES

No	Name	Lap 1	Lap 2	Lap 3	Lap 4	Lap 5	Lap 6	Lap 7	Lap 8	Lap 9	Lap 10
11	Philip CZAJ (VIC)	2:04.527	1:46.728	1:42.582	1:41.244	1:40.851	1:40.347	<b>1:40.345</b>	1:40.935		
15	Ben NICOLSON (VIC)	1:56.733	1:42.529	1:40.401	1:39.532	4:48.350	1:47.457	<b>1:38.044</b>			
17	Trent GIBSON (VIC)	2:01.146	1:43.788	1:42.291	1:42.950	3:04.698	1:49.503	<b>1:39.617</b>	1:40.464		
18	Ben HENRY (WA)	1:45.822	<b>1:36.499</b>	1:36.583	1:36.861						
19	Leigh PRICE (VIC)	2:02.851	1:44.438	1:42.981	1:43.747	<b>1:42.621</b>					
20	Matt WALTERS (NSW)	1:50.816	1:38.287	1:37.246	2:25.629	1:47.385	<b>1:35.494</b>				
22	Nathan HOUTERMAN (QLD)	1:54.499	<b>1:45.981</b>	2:47.395	3:07.512	1:48.648	3:08.724	1:49.232			
24	Chas HERN (VIC)	1:47.134	1:36.302	1:35.685	1:39.224	1:36.309	1:34.846	<b>1:34.743</b>	1:37.399		
29	Liam DANIELS (VIC)	1:59.513	1:41.429	1:40.565	1:39.157	1:39.644	4:04.211	1:54.695	<b>1:38.195</b>		
30	Sophie LOVETT (NSW)	2:07.571	9:07.837	2:06.057	<b>1:49.716</b>						
36	Murray CLARK (QLD)	1:56.815	1:43.293	1:43.029	1:41.101	<b>1:39.590</b>	1:40.471				
38	Linden MAGEE (QLD)	1:45.931	1:35.602	1:35.557	1:35.906	3:41.657	1:44.659	<b>1:34.904</b>	1:35.022		
39	Rob MORTON (TAS)	2:06.986	1:52.803	1:47.964	1:48.878	1:46.272	1:54.839	1:47.355	<b>1:45.866</b>	1:46.531	
42	Brad HARRIS (SA)	2:04.900	1:52.754	1:47.637	1:47.964	<b>1:47.106</b>					
44	Ralph MAMMOLITI (WA)	1:56.681	1:42.609	1:41.422	1:41.188	1:42.195	1:41.901	<b>1:40.903</b>	1:41.235	1:41.306	
45	Brayden CARR (NSW)	1:49.239	1:44.822	1:38.526	1:39.567	<b>1:38.473</b>	1:39.526	3:41.942	1:49.337		
47	Wayne MAXWELL (VIC)	1:46.128	1:35.456	1:34.928	1:34.379	2:26.637	1:46.649	1:35.310	1:35.728	<b>1:34.094</b>	
50	Dustin GOLDSMITH (NSW)	1:46.661	1:36.423	<b>1:35.739</b>							
66	Adam CHRISTIE (SA)	1:49.370	1:40.347	<b>1:39.656</b>	1:39.958	1:39.789	3:57.412	1:53.186			
68	Glenn SCOTT (NSW)	1:50.617	1:37.582	1:37.680	3:36.047	1:50.449	1:37.510	1:37.298	<b>1:37.112</b>		
69	Peter BOWD (QLD)	2:07.651	1:55.518	1:53.412	1:52.941	1:51.899	<b>1:50.280</b>				
71	Phil LOVETT (NSW)	1:51.794	1:39.069	1:38.708	1:38.062	1:37.525	<b>1:37.102</b>	1:37.851	1:38.022	1:38.130	1:38.636
74	Andrew KINGS (NSW)	1:55.706	1:45.507	1:42.879	1:41.593	1:41.535	1:42.303	<b>1:41.315</b>			
77	Adam SENIOR (WA)	1:52.540	6:35.695	1:54.560	1:42.785	1:42.581	<b>1:41.769</b>				
79	Dianne JONES (NSW)	2:18.648	1:59.705	1:53.851	1:50.248	1:47.893	<b>1:47.801</b>	1:48.603			
86	Beau BEATON (NSW)	1:48.969	<b>1:34.670</b>	1:34.695	1:35.586	1:37.211	1:35.546				
90	Chris COLLINS (SA)	1:53.819	1:45.988	1:43.268	1:41.770	<b>1:41.260</b>	1:44.240	1:41.268			
92	Johny ARKISIAN (VIC)	1:58.626	1:46.016	1:46.702	1:44.866	1:45.416	1:45.682	<b>1:43.867</b>			
94	Lee FRANKLAND (VIC)	2:02.976	1:45.190	1:43.279	1:43.270	1:45.241	<b>1:42.373</b>				
96	Mathew HARDING (NSW)	1:52.651	5:06.330	1:57.012	1:39.275	<b>1:38.755</b>	1:38.989	1:39.671			
99	Scott PERTZEL (NSW)	1:52.792	1:44.995	1:42.098	1:40.952	1:41.190	<b>1:40.920</b>				

*Scott Laing*  
Chief Time Keeper - Scott Laing


*Tom Williams*  
Clerk of Course - Tom Williams



Computime Race Timing Systems Pty Ltd © 1996  
Licensed to Computime Race Timing Systems  
**COMPUTIME RACE TIMING SYSTEMS PTY LTD**  
**www.computime.com.au**

9 Timber Lane, Glen Waverley Vic 3150. Ph: 0418 17 13 17

E-mail: scott@computime.com.au





# QBE

## SUPPORT CLASS RESULTS AUSTRALIAN SUPERBIKE / AUSTRALIAN PROSTOCK



Date: 22/02/13

Event: P06

Weather: Cloudy - Temp: 20.6C

Track: Dry - Temp: 22.3C

### Practice 2

Started at: 09:05:01

Laps: 15 Min

Starters: 31

Printed at: 9:32

### SPLIT TIMES

Lap	Split 1	Split 2	Split 3	Lap Time	Speed	Lap	Split 1	Split 2	Split 3	Lap Time	Speed
<b>11 Philip CZAJ (VIC) (17th)</b>						<b>45 Brayden CARR (NSW) (12th)</b>					
1	42.819	50.800	30.908	2:04.527		1	38.623	42.891	27.725	1:49.239	
2	32.603	45.370	28.755	1:46.728	258	2	29.966	47.356	27.500	1:44.822	278
3	31.159	43.535	27.888	1:42.582	260	3	<b>29.826</b>	41.420	27.280	1:38.526	278
4	30.812	42.842	27.590	1:41.244	263	4	30.013	41.698	27.856	1:39.567	278
5	30.319	42.591	27.941	1:40.851	269	5	30.120	<b>41.232</b>	<b>27.121</b>	<b>1:38.473</b>	273
6	<b>30.249</b>	42.625	<b>27.473</b>	1:40.347	273	6	29.855	41.321	28.350	1:39.526	273
7	30.324	<b>42.398</b>	27.623	<b>1:40.345</b>	271	7	34.355	55.926	2:11.661	3:41.942	272
8	30.262	42.658	28.015	1:40.935	272	8	38.618	43.184	27.535	1:49.337	
<b>15 Ben NICOLSON (VIC) (10th)</b>						<b>47 Wayne MAXWELL (VIC) (1st)</b>					
1	42.649	45.631	28.453	1:56.733		1	36.557	42.520	27.051	1:46.128	
2	30.465	43.888	28.176	1:42.529	287	2	28.769	40.402	26.285	1:35.456	291
3	30.693	42.177	27.531	1:40.401	292	3	28.470	39.995	26.463	1:34.928	293
4	29.947	42.071	27.514	1:39.532	292	4	28.259	<b>39.837</b>	26.283	1:34.379	293
5	30.446	41.568	3:36.336	4:48.350	286	5	29.313	41.827	1:15.497	2:26.637	293
6	37.751	42.203	27.503	1:47.457		6	37.231	42.732	26.686	1:46.649	
7	<b>29.858</b>	<b>41.156</b>	<b>27.030</b>	<b>1:38.044</b>	286	7	28.558	40.618	26.134	1:35.310	293
<b>17 Trent GIBSON (VIC) (15th)</b>						<b>50 Dustin GOLDSMITH (NSW) (6th)</b>					
1	43.639	48.653	28.854	2:01.146		1	37.179	42.677	26.805	1:46.661	
2	31.406	44.584	27.798	1:43.788	262	2	29.197	40.857	<b>26.369</b>	1:36.423	284
3	30.432	44.023	27.836	1:42.291	276	3	<b>28.905</b>	<b>40.280</b>	26.554	<b>1:35.739</b>	285
4	31.827	43.532	27.591	1:42.950	267	<b>66 Adam CHRISTIE (SA) (16th)</b>					
5	30.555	43.217	1:50.926	3:04.698	280	1	38.835	43.061	27.474	1:49.370	
6	38.489	43.452	27.562	1:49.503		2	<b>29.939</b>	42.961	<b>27.447</b>	1:40.347	281
7	<b>30.144</b>	<b>42.278</b>	<b>27.195</b>	<b>1:39.617</b>	279	3	30.288	41.881	27.487	<b>1:39.656</b>	278
8	30.211	42.630	27.623	1:40.464	282	4	30.136	42.079	27.743	1:39.958	280
<b>18 Ben HENRY (WA) (7th)</b>						<b>58 Glenn SCOTT (NSW) (9th)</b>					
1				1:45.822		1	39.048	44.037	27.532	1:50.617	
2				<b>1:36.499</b>		2	<b>29.090</b>	41.565	26.927	1:37.582	292
3				1:36.583		<i>[Signature]</i>					
4				1:36.861		Clerk of Course - Tom Williams					
<b>19 Leigh PRICE (VIC) (24th)</b>											
1	43.210	49.740	29.901	2:02.851		<i>[Signature]</i>					
2	31.964	44.330	28.144	1:44.438	259	Chief Time Keeper - Scott Laing					

Chief Time Keeper - Scott Laing

Clerk of Course - Tom Williams



Computime Race Timing Systems Pty Ltd © 1996  
Licensed to Computime Race Timing Systems  
**COMPUTIME RACE TIMING SYSTEMS PTY LTD**  
**www.computime.com.au**

9 Timber Lane, Glen Waverley Vic 3150. Ph: 0418 17 13 17

E-mail: scott@computime.com.au





# SUPPORT CLASS RESULTS

## AUSTRALIAN SUPERBIKE / AUSTRALIAN PROSTOCK



Date: 22/02/13

Event: P06

Weather: Cloudy - Temp: 20.6C

Track: Dry - Temp: 22.3C

### Practice 2

Started at: 09:05:01

Laps: 15 Min

Starters: 31

Printed at: 9:32

### SPLIT TIMES


Lap	Split 1	Split 2	Split 3	Lap Time	Speed	Lap	Split 1	Split 2	Split 3	Lap Time	Speed
3	<b>31.032</b>	43.989	27.960	1:42.981	263	3	29.604	41.242	26.834	1:37.680	289
4	31.379	44.543	<b>27.825</b>	1:43.747	258	4	29.329	42.618	2:24.100	3:36.047	290
5	31.690	<b>43.024</b>	27.907	<b>1:42.621</b>	251	5	41.064	42.339	27.046	1:50.449	
						6	29.485	41.232	<b>26.793</b>	1:37.510	283
<b>20 Matt WALTERS (NSW) (5th)</b>						7	29.338	<b>40.860</b>	27.100	1:37.298	289
1	39.649	44.126	27.041	1:50.816		8	29.179	41.003	26.930	<b>1:37.112</b>	289
2	29.651	41.730	26.906	1:38.287	286						
3	29.449	41.022	26.775	1:37.246	286	<b>69 Peter BOWD (QLD) (31th)</b>					
4	30.301	42.927	1:12.401	2:25.629	284	1	41.475	52.830	33.346	2:07.651	
5	40.598	40.616	<b>26.171</b>	1:47.385		2	34.701	48.920	31.897	1:55.518	262
6	<b>28.858</b>	<b>40.373</b>	26.263	<b>1:35.494</b>	283	3	33.630	47.588	32.194	1:53.412	251
<b>22 Nathan HOUTERMAN (QLD) (27th)</b>						4	33.979	47.903	31.059	1:52.941	250
1	40.598	45.322	28.579	1:54.499		5	33.717	47.749	30.433	1:51.899	250
2	31.479	46.291	28.211	<b>1:45.981</b>	250	6	<b>33.115</b>	<b>46.996</b>	<b>30.169</b>	<b>1:50.280</b>	255
3	<b>30.874</b>	43.777	1:32.744	2:47.395	255	<b>71 Phil LOVETT (NSW) (8th)</b>					
4	36.913	43.551	1:47.048	3:07.512		1	39.939	43.866	27.989	1:51.794	
5	37.456	<b>43.169</b>	<b>28.023</b>	1:48.648		2	29.710	42.071	27.288	1:39.069	278
6	31.695	44.527	1:52.502	3:08.724	258	3	29.995	41.664	27.049	1:38.708	278
7	36.793	43.747	28.692	1:49.232		4	29.782	41.242	27.038	1:38.062	275
<b>24 Chas HERN (VIC) (3rd)</b>						5	29.633	40.991	26.901	1:37.525	271
1	37.810	42.645	26.679	1:47.134		6	<b>29.402</b>	<b>40.898</b>	<b>26.802</b>	<b>1:37.102</b>	271
2	29.097	41.132	<b>26.073</b>	1:36.302	281	7	29.617	41.134	27.100	1:37.851	271
3	28.846	40.459	26.380	1:35.685	298	8	29.910	41.076	27.036	1:38.022	269
4	30.465	42.565	26.194	1:39.224	274	9	29.911	41.159	27.060	1:38.130	273
5	28.697	41.413	26.199	1:36.309	294	10	29.896	41.247	27.493	1:38.636	272
6	28.610	40.071	26.165	1:34.846	293	<b>74 Andrew KINGS (NSW) (21th)</b>					
7	<b>28.587</b>	<b>39.950</b>	26.206	<b>1:34.743</b>	291	1	40.866	46.310	28.530	1:55.706	
8	29.721	40.635	27.043	1:37.399	293	2	31.583	45.814	28.110	1:45.507	276
<b>29 Liam DANIELS (VIC) (11th)</b>						3	31.074	44.123	<b>27.682</b>	1:42.879	270
1	44.105	46.547	28.861	1:59.513		4	30.548	43.337	27.708	1:41.593	273
2	30.928	43.056	27.445	1:41.429	263	5	<b>30.513</b>	43.105	27.917	1:41.535	268
3	30.751	42.171	27.643	1:40.565	273	6	30.623	43.427	28.253	1:42.303	276
4	<b>29.811</b>	42.192	27.154	1:39.157	278	7	30.616	<b>42.875</b>	27.824	<b>1:41.315</b>	267
5	30.786	<b>41.435</b>	27.423	1:39.644	273	<b>77 Adam SENIOR (WA) (22th)</b>					

*Scott Laing*

Chief Time Keeper - Scott Laing

*Tom Williams*

Clerk of Course - Tom Williams



Computime Race Timing Systems Pty Ltd © 1996  
Licensed to Computime Race Timing Systems  
**COMPUTIME RACE TIMING SYSTEMS PTY LTD**  
**www.computime.com.au**

9 Timber Lane, Glen Waverley Vic 3150. Ph: 0418 17 13 17

E-mail: scott@computime.com.au





# SUPPORT CLASS RESULTS

## AUSTRALIAN SUPERBIKE / AUSTRALIAN PROSTOCK



Date: 22/02/13

Event: P06

Weather: Cloudy - Temp: 20.6C

Track: Dry - Temp: 22.3C

### Practice 2

Started at: 09:05:01

Laps: 15 Min

Starters: 31

Printed at: 9:32

### SPLIT TIMES

Lap	Split 1	Split 2	Split 3	Lap Time	Speed	Lap	Split 1	Split 2	Split 3	Lap Time	Speed
6	32.133	46.690	2:45.388	4:04.211	272	1	39.655	44.411	28.474	1:52.540	
7	44.750	43.076	26.869	1:54.695		2	32.148	6:03.547		6:35.695	265
8	29.834	41.569	<b>26.792</b>	<b>1:38.195</b>	274	3	41.388	44.699	28.473	1:54.560	
<b>30 Sophie LOVETT (NSW) (30th)</b>						4	31.479	43.210	<b>28.096</b>	1:42.785	257
1	44.923	51.548	31.100	2:07.571		5	31.203	43.111	28.267	1:42.581	269
2	36.962	8:30.875		9:07.837	240	6	<b>30.810</b>	<b>42.730</b>	28.229	<b>1:41.769</b>	279
3	45.336	50.145	30.576	2:06.057		<b>79 Dianne JONES (NSW) (29th)</b>					
4	<b>34.483</b>	<b>46.107</b>	<b>29.126</b>	<b>1:49.716</b>	239	1	49.465	54.276	34.907	2:18.648	
<b>36 Murray CLARK (QLD) (14th)</b>						2	36.993	50.548	32.164	1:59.705	207
1	43.350	45.291	28.174	1:56.815		3	35.436	47.940	30.475	1:53.851	213
2	29.792	45.406	28.095	1:43.293	279	4	33.679	46.530	30.039	1:50.248	231
3	31.533	43.744	27.752	1:43.029	265	5	32.870	<b>45.430</b>	<b>29.593</b>	1:47.893	238
4	30.415	43.148	27.538	1:41.101	276	6	<b>32.276</b>	45.583	29.942	<b>1:47.801</b>	249
5	<b>29.745</b>	<b>42.320</b>	27.525	<b>1:39.590</b>	278	7	32.837	46.091	29.675	1:48.603	245
6	30.484	42.577	<b>27.410</b>	1:40.471	276	<b>86 Beau BEATON (NSW) (2nd)</b>					
<b>38 Linden MAGEE (QLD) (4th)</b>						1	39.978	41.965	27.026	1:48.969	
1	36.442	42.570	26.919	1:45.931		2	<b>28.481</b>	<b>39.343</b>	26.846	<b>1:34.670</b>	296
2	28.899	40.356	26.347	1:35.602	287	3	28.679	39.687	<b>26.329</b>	1:34.695	292
3	<b>28.539</b>	40.253	26.765	1:35.557	292	4	29.227	39.942	26.417	1:35.586	290
4	28.878	40.408	26.620	1:35.906	290	5	30.158	40.419	26.634	1:37.211	290
5	28.920	41.073	2:31.664	3:41.657	290	6	29.123	39.824	26.599	1:35.546	289
6	37.135	41.020	26.504	1:44.659		<b>90 Chris COLLINS (SA) (20th)</b>					
7	28.552	<b>40.081</b>	26.271	<b>1:34.904</b>	288	1	40.463	44.691	28.665	1:53.819	
8	28.558	40.301	<b>26.163</b>	1:35.022	286	2	31.674	45.758	28.556	1:45.988	278
<b>39 Rob MORTON (TAS) (26th)</b>						3	31.126	43.973	28.169	1:43.268	274
1	45.976	49.847	31.163	2:06.986		4	30.639	43.174	27.957	1:41.770	277
2	34.938	47.299	30.566	1:52.803	239	5	30.624	<b>42.744</b>	<b>27.892</b>	<b>1:41.260</b>	276
3	33.452	45.602	28.910	1:47.964	239	6	32.113	43.838	28.289	1:44.240	276
4	32.755	45.979	30.144	1:48.878	251	7	<b>30.442</b>	42.783	28.043	1:41.268	275
5	32.547	44.744	28.981	1:46.272	260	<b>92 Johny ARKISIAN (VIC) (25th)</b>					
6	<b>32.190</b>	52.781	29.868	1:54.839	266	1	43.329	46.423	28.874	1:58.626	
7	32.558	45.456	29.341	1:47.355	255	2	32.088	45.606	<b>28.322</b>	1:46.016	258
8	32.551	44.491	<b>28.824</b>	<b>1:45.866</b>	259	3	32.107	45.697	28.898	1:46.702	254

*Scott Laing*

Chief Time Keeper - Scott Laing

*Tom Williams*

Clerk of Course - Tom Williams



Computime Race Timing Systems Pty Ltd © 1996  
Licensed to Computime Race Timing Systems  
**COMPUTIME RACE TIMING SYSTEMS PTY LTD**  
**www.computime.com.au**

9 Timber Lane, Glen Waverley Vic 3150. Ph: 0418 17 13 17

E-mail: scott@computime.com.au





# SUPPORT CLASS RESULTS

## AUSTRALIAN SUPERBIKE / AUSTRALIAN PROSTOCK



Date: 22/02/13  
Event: P06  
Weather: Cloudy - Temp: 20.6C  
Track: Dry - Temp: 22.3C

### Practice 2

Started at: 09:05:01  
Laps: 15 Min  
Starters: 31  
Printed at: 9:32

### SPLIT TIMES

Lap	Split 1	Split 2	Split 3	Lap Time	Speed	Lap	Split 1	Split 2	Split 3	Lap Time	Speed
9	33.148	<b>44.328</b>	29.055	1:46.531	246	4	32.319	44.201	28.346	1:44.866	243
<b>42 Brad HARRIS (SA) (28th)</b>						5	31.967	44.761	28.688	1:45.416	239
1	44.035	50.136	30.729	2:04.900		6	31.928	45.142	28.612	1:45.682	245
2	35.376	47.113	30.265	1:52.754	235	7	<b>31.267</b>	<b>43.692</b>	28.908	<b>1:43.867</b>	253
3	<b>32.740</b>	45.746	29.151	1:47.637	265	<b>94 Lee FRANKLAND (VIC) (23th)</b>					
4	32.847	45.900	29.217	1:47.964	248	1	43.761	50.015	29.200	2:02.976	
5	32.929	<b>45.119</b>	<b>29.058</b>	<b>1:47.106</b>	243	2	31.925	44.847	28.418	1:45.190	256
<b>44 Ralph MAMMOLITI (WA) (18th)</b>						3	31.221	44.114	<b>27.944</b>	1:43.279	256
1	42.060	46.033	28.588	1:56.681		4	31.124	44.173	27.973	1:43.270	261
2	30.770	44.001	27.838	1:42.609	274	5	31.952	44.891	28.398	1:45.241	237
3	30.602	43.226	<b>27.594</b>	1:41.422	285	6	<b>30.979</b>	<b>43.437</b>	27.957	<b>1:42.373</b>	255
4	30.424	43.005	27.759	1:41.188	273	<b>96 Mathew HARDING (NSW) (13th)</b>					
5	31.326	42.993	27.876	1:42.195	280	1	40.289	44.340	28.022	1:52.651	
6	30.898	43.209	27.794	1:41.901	273	2	30.709	4:35.621		5:06.330	281
7	<b>30.375</b>	42.698	27.830	<b>1:40.903</b>	272	3	43.703	45.251	28.058	1:57.012	
8	30.384	42.769	28.082	1:41.235	275	4	29.869	42.074	27.332	1:39.275	284
9	30.621	<b>42.610</b>	28.075	1:41.306	278	5	29.798	41.667	<b>27.290</b>	<b>1:38.755</b>	286
						6	<b>29.691</b>	<b>41.648</b>	27.650	1:38.989	287
						7	29.716	41.926	28.029	1:39.671	290
						<b>99 Scott PERTZEL (NSW) (19th)</b>					
						1	39.781	44.583	28.428	1:52.792	
						2	31.399	44.951	28.645	1:44.995	271
						3	30.841	43.040	28.217	1:42.098	271
						4	30.606	42.318	<b>28.028</b>	1:40.952	271
						5	<b>30.477</b>	42.540	28.173	1:41.190	271
						6	30.511	<b>42.153</b>	28.256	<b>1:40.920</b>	270

*Scott Laing*  
Chief Time Keeper - Scott Laing

*Tom Williams*  
Clerk of Course - Tom Williams



Computime Race Timing Systems Pty Ltd © 1996  
Licensed to Computime Race Timing Systems  
**COMPUTIME RACE TIMING SYSTEMS PTY LTD**  
**www.computime.com.au**

9 Timber Lane, Glen Waverley Vic 3150. Ph: 0418 17 13 17

E-mail: scott@computime.com.au





**QBE**

**SUPPORT CLASS RESULTS**  
AUSTRALIAN SUPERBIKE / AUSTRALIAN PROSTOCK



Date: 22/02/13

Event: P06

Weather: Cloudy - Temp: 20.6C

Track: Dry - Temp: 22.3C

**Practice 2**

Started at: 09:05:01

Laps: 15 Min

Starters: 31

Printed at: 9:32

**FASTEST LAPS SEQUENCE**

Race Time	No	Name	Machine	Fastest Lap	On Lap
1:47.947	47	Wayne MAXWELL (VIC)	Suzuki GSX-R	1:46.128	1
1:48.049	38	Linden MAGEE (QLD)	BMW S-RR	1:45.931	1
1:48.373	18	Ben HENRY (WA)	Suzuki GSX-R	1:45.822	1
3:23.403	47	Wayne MAXWELL (VIC)	Suzuki GSX-R	1:35.456	2
3:28.821	86	Beau BEATON (NSW)	Suzuki GSX-R	1:34.670	2
6:32.710	47	Wayne MAXWELL (VIC)	Suzuki GSX-R	1:34.379	4
15:31.128	47	Wayne MAXWELL (VIC)	Suzuki GSX-R	1:34.094	9

*Scott Laing*

Chief Time Keeper - Scott Laing

*Tom Williams*

Clerk of Course - Tom Williams



Computime Race Timing Systems Pty Ltd © 1996  
Licensed to Computime Race Timing Systems

**COMPUTIME RACE TIMING SYSTEMS PTY LTD**  
**www.computime.com.au**

9 Timber Lane, Glen Waverley Vic 3150. Ph: 0418 17 13 17

E-mail: scott@computime.com.au







# SUPPORT CLASS RESULTS

## AUSTRALIAN SUPERBIKE / AUSTRALIAN PROSTOCK



Date: 22/02/13  
Event: P06  
Weather: Cloudy - Temp: 20.6C  
Track: Dry - Temp: 22.3C

### Practice 2

Started at: 09:05:01  
Laps: 15 Min  
Starters: 31  
Printed at: 9:32

### BEST PARTIAL TIMES

Pos	Split 1		Split 2		Split 3		LAP	Ideal	Fastest
	Name	Time	Name	Time	Name	Time			
1	W. MAXWELL	28.055	B. BEATON	39.343	C. HERN	26.073	W. MAXWELL	1:34.005	1:34.094
2	B. BEATON	28.481	W. MAXWELL	39.837	W. MAXWELL	26.113	B. BEATON	1:34.153	1:34.670
3	L. MAGEE	28.539	C. HERN	39.950	L. MAGEE	26.163	C. HERN	1:34.610	1:34.743
4	C. HERN	28.587	L. MAGEE	40.081	M. WALTERS	26.171	L. MAGEE	1:34.783	1:34.904
5	M. WALTERS	28.858	D. GOLDSMITH	40.280	B. BEATON	26.329	M. WALTERS	1:35.402	1:35.494
6	D. GOLDSMITH	28.905	M. WALTERS	40.373	D. GOLDSMITH	26.369	D. GOLDSMITH	1:35.554	1:35.739
7	G. SCOTT	29.090	G. SCOTT	40.860	L. DANIELS	26.792	G. SCOTT	1:36.743	1:37.112
8	P. LOVETT	29.402	P. LOVETT	40.898	G. SCOTT	26.793	P. LOVETT	1:37.102	1:37.102
9	M. HARDING	29.691	B. NICOLSON	41.156	P. LOVETT	26.802	L. DANIELS	1:38.038	1:38.195
10	M. CLARK	29.745	B. CARR	41.232	B. NICOLSON	27.030	B. NICOLSON	1:38.044	1:38.044
11	L. DANIELS	29.811	L. DANIELS	41.435	B. CARR	27.121	B. CARR	1:38.179	1:38.473
12	B. CARR	29.826	M. HARDING	41.648	T. GIBSON	27.195	M. HARDING	1:38.629	1:38.755
13	B. NICOLSON	29.858	A. CHRISTIE	41.839	M. HARDING	27.290	A. CHRISTIE	1:39.225	1:39.656
14	A. CHRISTIE	29.939	S. PERTZEL	42.153	M. CLARK	27.410	M. CLARK	1:39.475	1:39.590
15	T. GIBSON	30.144	T. GIBSON	42.278	A. CHRISTIE	27.447	T. GIBSON	1:39.617	1:39.617
16	P. CZAJ	30.249	M. CLARK	42.320	P. CZAJ	27.473	P. CZAJ	1:40.120	1:40.345
17	C. COLLINS	30.320	P. CZAJ	42.398	R. MAMMOLITI	27.594	R. MAMMOLITI	1:40.579	1:40.903
18	R. MAMMOLITI	30.375	R. MAMMOLITI	42.610	A. KINGS	27.682	S. PERTZEL	1:40.658	1:40.920
19	S. PERTZEL	30.477	A. SENIOR	42.730	L. PRICE	27.825	C. COLLINS	1:40.956	1:41.260
20	A. KINGS	30.513	C. COLLINS	42.744	C. COLLINS	27.892	A. KINGS	1:41.070	1:41.315
21	A. SENIOR	30.810	A. KINGS	42.875	L. FRANKLAND	27.944	A. SENIOR	1:41.636	1:41.769
22	N. HOUTERMAN	30.874	L. PRICE	43.024	N. HOUTERMAN	28.023	L. PRICE	1:41.850	1:42.621
23	L. FRANKLAND	30.979	N. HOUTERMAN	43.169	S. PERTZEL	28.028	N. HOUTERMAN	1:42.066	1:45.981
24	L. PRICE	31.001	L. FRANKLAND	43.437	A. SENIOR	28.096	L. FRANKLAND	1:42.360	1:42.373
25	J. ARKISIAN	31.267	J. ARKISIAN	43.692	J. ARKISIAN	28.322	J. ARKISIAN	1:43.281	1:43.867
26	R. MORTON	32.190	R. MORTON	44.328	R. MORTON	28.824	R. MORTON	1:45.342	1:45.866
27	D. JONES	32.276	B. HARRIS	45.119	B. HARRIS	29.058	B. HARRIS	1:46.539	1:47.106
28	B. HARRIS	32.362	D. JONES	45.430	S. LOVETT	29.126	D. JONES	1:47.299	1:47.801
29	P. BOWD	33.115	S. LOVETT	46.107	D. JONES	29.593	S. LOVETT	1:49.716	1:49.716
30	S. LOVETT	34.483	P. BOWD	46.838	P. BOWD	30.169	P. BOWD	1:50.122	1:50.280
31							B. HENRY		1:36.499

*Scott Laing*  
Chief Time Keeper - Scott Laing

*Tom Williams*  
Clerk of Course - Tom Williams



Computime Race Timing Systems Pty Ltd © 1996  
Licensed to Computime Race Timing Systems  
**COMPUTIME RACE TIMING SYSTEMS PTY LTD**  
**www.computime.com.au**

9 Timber Lane, Glen Waverley Vic 3150. Ph: 0418 17 13 17

E-mail: scott@computime.com.au





**SUPPORT CLASS RESULTS**  
**AUSTRALIAN SUPERBIKE / AUSTRALIAN PROSTOCK**  
**Combined Practice Sessions**



**MERGED CLASSIFICATION**

Date: 22/02/13

Printed at: 9:32

Pos	No	Gr	Name	Class	Machine	Event P03	Event P06	Fastest Lap
1	47	A	Wayne MAXWELL (VIC) / Team Suzuki	SB	Suzuki GSX-R	1:33.846	1:34.094	1:33.846
2	86	A	Beau BEATON (NSW) / Racers Edge Performance	SB	Suzuki GSX-R	1:36.098	1:34.670	1:34.670
3	24	A	Chas HERN (VIC) / C.M. Racing Team	SB	Suzuki GSX-R	1:35.552	1:34.743	1:34.743
4	38	A	Linden MAGEE (QLD) / Dynotech Maxima BMW	SB	BMW S-RR	1:35.034	1:34.904	1:34.904
5	20	A	Matt WALTERS (NSW) / Rover Coaches - Kawasaki Connections	PS	Kawasaki ZX10R	1:36.904	1:35.494	1:35.494
6	50	A	Dustin GOLDSMITH (NSW) / Goldy's Trailers & Towbars	PS	Kawasaki ZX10R	1:37.396	1:35.739	1:35.739
7	18	A	Ben HENRY (WA) / Australian Outdoor Living / Cube Racing	SB	Suzuki GSX-R	1:36.031	1:36.499	1:36.031
8	68	A	Glenn SCOTT (NSW) / Team Insure My Ride Racing	SB	Honda CBR-RR	1:36.309	1:37.112	1:36.309
9	71	A	Phil LOVETT (NSW) / Lovetts Earth Moving / Central Coast Harley	PS	Kawasaki ZX10R	1:37.179	1:37.102	1:37.102
10	45	A	Brayden CARR (NSW) / City Coast Motor Cycles / CBM	PS	BMW S-RR	1:37.848	1:38.473	1:37.848
11	15	A	Ben NICOLSON (VIC)	PS	BMW S-RR	1:39.667	1:38.044	1:38.044
12	29	B	Liam DANIELS (VIC) / Titanium Race Team / SUPAFIT Nutrition	PS	Yamaha YZF-R1	1:44.015	1:38.195	1:38.195
13	96	D	Mathew HARDING (NSW) / KBR Hydraulics / Kawasaki Connection	PS	Kawasaki ZX10R	1:38.249	1:38.755	1:38.249
14	66	A	Adam CHRISTIE (SA) / Ace Racing	PS	BMW S-RR	1:38.665	1:39.656	1:38.665
15	36	A	Murray CLARK (QLD) / Teknik Racing	PS	Suzuki GSX-R	1:40.202	1:39.590	1:39.590
16	17	A	Trent GIBSON (VIC)	SB	Suzuki GSX-R		1:39.617	1:39.617
17	99	B	Scott PERTZEL (NSW) / Malibu Boats	SB	Honda CBR-RR	1:39.649	1:40.920	1:39.649
18	11	C	Philip CZAJ (VIC) / Reevu / DE Collectors	PS	Aprilia RSV4	1:50.631	1:40.345	1:40.345
19	69	C	Peter BOWD (QLD) / Czaj Racing / Reevu	PS	Ducati 1199S	1:40.389	1:50.280	1:40.389
20	90	A	Chris COLLINS (SA)	PS	Yamaha YZF-R1	1:40.501	1:41.260	1:40.501
21	77	A	Adam SENIOR (WA) / City Toyota / Silkolene	SB	Honda CBR-RR	1:40.764	1:41.769	1:40.764
22	44	A	Ralph MAMMOLITI (WA)	SB	Kawasaki ZX10R	1:41.466	1:40.903	1:40.903
23	74	C	Andrew KINGS (NSW) / Westside Autos.com.au / Shogai Imports.com	PS	Kawasaki ZX10R	1:41.126	1:41.315	1:41.126
24	22	B	Nathan HOUTERMAN (QLD) / Kirk McCarthy Memorial Award	PS	Honda CBR-RR	1:41.975	1:45.981	1:41.975
25	94	B	Lee FRANKLAND (VIC) / Bike Craft	PS	Honda CBR-RR	1:43.696	1:42.373	1:42.373
26	19	C	Leigh PRICE (VIC) / Freestyle Motorcycles / Moto World	PS	BMW S-RR	1:46.206	1:42.621	1:42.621
27	92	C	Johny ARKISIAN (VIC) / Titanium Race Team / SUPAFIT Nutrition	PS	Yamaha YZF-R1	1:44.633	1:43.867	1:43.867
28	39	C	Rob MORTON (TAS) / Motorcycle Scene	PS	Honda CBR-RR		1:45.866	1:45.866
29	42	C	Brad HARRIS (SA) / Enhanced Automotive	PS	Honda CBR-RR	1:46.324	1:47.106	1:46.324
30	70	C	Josh KING (TAS)	PS	Yamaha YZF-R1	1:46.420		1:46.420
31	79	C	Dianne JONES (NSW) / Sugar-Plum Racing	PS	BMW S-RR	1:49.300	1:47.801	1:47.801
32	30	B	Sophie LOVETT (NSW) / Cessnock KTM / Central Coast Harley Davidson	PS	Kawasaki ZX10		1:49.716	1:49.716

*Scott Laing*  
 Chief Time Keeper - Scott Laing

*Tom Williams*  
 Clerk of Course - Tom Williams



Computime Race Timing Systems Pty Ltd © 1996  
 Licensed to Computime Race Timing Systems  
**COMPUTIME RACE TIMING SYSTEMS PTY LTD**  
**www.computime.com.au**

9 Timber Lane, Glen Waverley Vic 3150. Ph: 0418 17 13 17

E-mail: scott@computime.com.au

